

2014 Australian Superbike Championships



Round 2

Phillip Island GP Circuit

July 19 & 20

PRODUCTION / FORMULA 400

Race 3



Date: 20/07/14
 Event: R09
 Weather: Mostly cloudy - 11.8C
 Track: Mainly dry - Temp: 21.4C

Started at: 13:46:42
 Laps: 6
 Starters: 20
 Printed at: 15:43

AMENDED CLASSIFICATION

Pos	No	Name	Class	Machine	Laps	Race Time	Behind	Fastest Lap	On Lap	Top Speed
1	39	Brian BEZZINA (VIC) / Motorcycle Movers	F4	Honda CBR 400	6	11:40.781		1:55.082	5	195
2	40	Craig WHITE (NSW) / WRP Bridgestone Racing / Castrol / Delta Brake Pads	F4	Honda VFR 400	6	12:01.278	20.497	1:57.198	6	187
3	83	Lachlan EPIS (NSW)		Honda CBR 500	6	12:02.751	21.970	1:58.883	6	189
4	77	Mitch KAVNEY (NSW) / Bullet Racing / Pirteck Muswellbrook / Creative Embroidery	3PR	Kawasaki Ninja 300	6	12:02.908	22.127	1:58.243	3	176
5	48	Tim BOUJOS (WA) / Trakdayz / Artillect / M&M Plumbing / One2One / Helmet House	2PR	Kawasaki Ninja 250	6	12:18.334	37.553	2:00.172	2	171
6	H	Harrick SIMONS (NZ) / Response RE/ Racesupplies.co.nz / Motoxtreme / Mum	2PR	Kawasaki Ninja 250	6	12:34.964	54.183	2:03.037	2	177
7	61	Mark FERRARI (VIC) / Ferrari Dental Care	2PR	Kawasaki Ninja 250	6	12:39.429	58.648	2:04.314	2	166
8	93	Jessica DERRIN (WA) / Trakdayz / Artillect / M&M Plumbing / One2One / Helmet House	2PR	Kawasaki Ninja 250	6	12:50.435	1:09.654	2:05.415	5	171
9	36	Grant JORDAN (NSW) / Reliance Motorsport Aberdeen	2PR	Kawasaki Ninja 250	6	12:50.479	1:09.698	2:05.687	6	175
10	67	Adam NICOLSON (VIC)	F4	Kawasaki ZXR 400	6	12:50.532	1:09.751	2:03.863	6	201
11	21	Ililish ROSS (VIC) / Chas Hern Racing / Adrenalin Performance / RST/ BELL / AFAM/ EK	2PR	Kawasaki Ninja 250	6	13:01.516	1:20.735	2:07.334	6	171
12	86	Luke DAVIES (VIC)	2PR	Kawasaki Ninja 250	6	13:02.062	1:21.281	2:08.113	6	166
13	47	Jack GALLAGHER (VIC) / Mask Imagery / Book On	2PR	Kawasaki Ninja 250	6	13:14.080	1:33.299	2:10.122	2	
14	13	Chris GALLAGHER (VIC) / Mask Imagery / Book On	2PR	Kawasaki Ninja 250	6	13:38.858	1:58.077	2:13.755	2	166
15	99	Tyler FERRARI (VIC) / Ferrari Dental Care	2PR	Kawasaki Ninja 250	5	12:19.351	1 Lap	2:24.170	5	157
16	17	Helen PARKER (WA)	2PR	Kawasaki Ninja 250	5	12:57.390	1 Lap	2:32.080	4	156
DNF	K	Kagan SIMONS (NZ) / Response RE/ Racesupplies.co.nz / Motoxtreme / Mum	2PR	Kawasaki Ninja 250	5	10:44.612	1 Lap	2:05.873	3	172
DNF	59	Melanie CROCKFORD (WA)	3PR	Kawasaki Ninja 300	2	4:52.173	4 Laps	2:23.124	1	183
DNF	11	Luke SANDERS (VIC)	2PR	Kawasaki Ninja 250	1	2:22.829	5 Laps	2:22.829	1	170
DSQ	38	Greg EPIS (NSW) / ResponseRE / Blue Tongue Finance / WRP / Shock Treatment	3PR	Kawasaki Ninja 300	6	12:02.835	22.054	1:58.266	2	181

Fastest Lap was 1:55.082 by Brian BEZZINA (VIC)


Current race lap record for F400 class - 1:45.189 by Steve TOZER (VIC) on a Kawasaki ZXR 400 set on 18/11/07

New race lap record for PRN class - Previous: 1:58.506 by Mitch KAVNEY (NSW) on a Kawasaki Ninja 300 set on 19/07/14

*** No. 38 (Greg Epis) disqualified due to machine examination irregularity ***

The results are provisional until the end of the time limit for protests and appeals.


 Chief Time Keeper - Scott Laing


 Clerk of Course - Tom Williams



Computime Race Timing Systems Pty Ltd © 1996
 Licensed to Computime Race Timing Systems

www.computime.com.au

COMPUTIME RACE TIMING SYSTEMS PTY LTD

9 Timber Lane, Glen Waverley, Vic 3150. Ph : 0418 17 13 17

E-mail : scott@computime.com.au



2014 Australian Superbike Championships



Round 2 Phillip Island GP Circuit July 19 & 20

PRODUCTION / FORMULA 400

Race 3



Date: 20/07/14
Event: R09
Weather: Mostly cloudy - 11.8C
Track: Mainly dry - Temp: 21.4C

Started at: 13:46:42
Laps: 6
Starters: 20
Printed at: 15:43

AMENDED LAP TIMES

No	Name	Lap 1	Lap 2	Lap 3	Lap 4	Lap 5	Lap 6
H	Harrick SIMONS (NZ)	2:13.492	2:03.037	2:03.664	2:03.553	2:04.932	2:06.286
K	Kagan SIMONS (NZ)	2:17.502	2:08.472	2:05.873	2:06.616	2:06.149	
11	Luke SANDERS (VIC)		2:22.829				
13	Chris GALLAGHER (VIC)	2:23.689	2:13.755	2:16.279	2:15.274	2:15.018	2:14.843
17	Helen PARKER (WA)	2:43.180	2:35.152	2:33.608	2:32.080	2:33.370	
21	Illich ROSS (VIC)	2:18.225	2:08.589	2:09.362	2:08.934	2:09.072	2:07.334
36	Grant JORDAN (NSW)	2:17.451	2:07.733	2:06.874	2:06.606	2:06.128	2:05.687
38	Greg EPIS (NSW)	2:07.758	1:58.266	1:58.557	2:00.322	1:59.149	1:58.783
39	Brian BEZZINA (VIC)	2:02.034	1:56.256	1:56.196	1:55.238	1:55.082	1:55.975
40	Craig WHITE (NSW)	2:05.972	1:58.221	1:59.743	2:00.375	1:59.769	1:57.198
47	Jack GALLAGHER (VIC)	2:20.750	2:10.122	2:10.740	2:10.272	2:10.510	2:11.686
48	Tim BOUJOS (WA)	2:08.733	2:00.172	2:00.804	2:01.145	2:01.879	2:05.601
59	Melanie CROCKFORD (WA)	2:23.124	2:29.049				
61	Mark FERRARI (VIC)	2:13.075	2:04.314	2:05.308	2:05.041	2:05.602	2:06.089
67	Adam NICOLSON (VIC)	2:12.020	2:08.961	2:09.704	2:06.817	2:09.167	2:03.863
77	Mitch KAVNEY (NSW)	2:07.679	1:58.893	1:58.243	1:59.981	1:59.176	1:58.936
83	Lachlan EPIS (NSW)	2:05.287	2:00.117	1:59.059	2:00.092	1:59.313	1:58.883
86	Luke DAVIES (VIC)	2:18.999	2:08.377	2:09.661	2:08.410	2:08.502	2:08.113
93	Jessica DERRIN (WA)	2:13.795	2:08.058	2:09.856	2:06.591	2:05.415	2:06.720
99	Tyler FERRARI (VIC)	2:36.765	2:27.298	2:26.014	2:25.104	2:24.170	

*** No. 38 (Greg Epis) disqualified due to machine examination irregularity ***

The results are provisional until the end of the time limit for protests and appeals.


.....
Chief Time Keeper - Scott Laing


.....
Clerk of Course - Tom Williams




Computime Race Timing Systems Pty Ltd © 1996
Licensed to Computime Race Timing Systems

www.computime.com.au

COMPUTIME RACE TIMING SYSTEMS PTY LTD

9 Timber Lane, Glen Waverley, Vic 3150. Ph : 0418 17 13 17

E-mail : scott@computime.com.au



2014 Australian Superbike Championships



Round 2 Phillip Island GP Circuit July 19 & 20



PRODUCTION / FORMULA 400

Race 3

Started at: 13:46:42

Laps: 6

Starters: 20

Printed at: 15:43

Date: 20/07/14
Event: R09
Weather: Mostly cloudy - 11.8C
Track: Mainly dry - Temp: 21.4C

AMENDED SPLIT TIMES

Lap	Split 1	Split 2	Split 3	Split 4	Lap Time	Spd	Lap	Split 1	Split 2	Split 3	Split 4	Lap Time	Spd
H Harrick SIMONS (NZ) (6th)							2	39.642	53.253	35.694		2:08.589	171
1	46.330	52.308	34.854		2:13.492	140	3	40.449	53.700	35.213		2:09.362	167
2	38.301	50.831	33.905		2:03.037	177	4	39.706	53.420	35.808		2:08.934	167
3	38.573	51.053	34.038		2:03.664	167	5	40.008	52.705	36.359		2:09.072	166
4	38.631	50.962	33.960		2:03.553	167	6	39.068	52.811	35.455		2:07.334	166
5	39.490	51.148	34.294		2:04.932	165	36 Grant JORDAN (NSW) (9th)						
6	39.604	51.679	35.003		2:06.286	164	1	48.747	53.358	35.346		2:17.451	140
K Kagan SIMONS (NZ) (DNF)							2	39.890	52.935	34.908		2:07.733	168
1	48.506	54.011	34.985		2:17.502	136	3	39.452	52.538	34.884		2:06.874	167
2	39.953	53.287	35.232		2:08.472	169	4	39.302	52.516	34.788		2:06.606	171
3	38.721	52.615	34.537		2:05.873	167	5	38.996	52.313	34.819		2:06.128	175
4	39.130	52.493	34.993		2:06.616	170	6	38.494	52.125	35.068		2:05.687	168
5	39.133	52.005	35.011		2:06.149	172	38 Greg EPIS (NSW) (DSQ)						
11 Luke SANDERS (VIC) (DNF)							1	44.478	50.128	33.152		2:07.758	140
1	48.733	57.064	37.032		2:22.829	141	2	36.857	48.962	32.447		1:58.266	179
13 Chris GALLAGHER (VIC) (14th)							3	36.807	48.715	33.035		1:58.557	178
1	50.181	56.215	37.293		2:23.689	135	4	38.131	48.906	33.285		2:00.322	181
2	40.749	55.920	37.086		2:13.755	166	5	36.794	48.923	33.432		1:59.149	181
3	41.502	56.935	37.842		2:16.279	161	6	37.335	48.655	32.793		1:58.783	176
4	42.144	55.799	37.331		2:15.274	160	39 Brian BEZZINA (VIC) (1st)						
5	41.945	56.077	36.996		2:15.018	159	1	42.169	48.139	31.726		2:02.034	157
6	41.893	1:32.950			2:14.843	159	2	36.442	47.957	31.857		1:56.256	195
17 Helen PARKER (WA) (16th)							3	36.764	47.862	31.570		1:56.196	191
1	57.068	1:03.766	42.346		2:43.180	136	4	36.201	47.466	31.571		1:55.238	193
2	47.929	1:04.566	42.657		2:35.152	156	5	35.679	47.766	31.637		1:55.082	195
3	47.600	1:03.617	42.391		2:33.608	155	6	36.013	48.474	31.488		1:55.975	193
4	47.666	1:03.462	40.952		2:32.080	149	40 Craig WHITE (NSW) (2nd)						
5	46.805	1:03.502	43.063		2:33.370	153	1	44.379	49.179	32.414		2:05.972	162
21 lilish ROSS (VIC) (11th)							2	36.280	48.987	32.954		1:58.221	187
1	47.987	54.858	35.380		2:18.225	140	3	37.122	49.831	32.790		1:59.743	179
							4	37.792	48.998	33.585		2:00.375	179

Scott Laing
Chief Time Keeper - Scott Laing

Tom Williams
Clerk of Course - Tom Williams




Computime Race Timing Systems Pty Ltd © 1996
Licensed to Computime Race Timing Systems

www.computime.com.au

COMPUTIME RACE TIMING SYSTEMS PTY LTD

9 Timber Lane, Glen Waverley, Vic 3150. Ph : 0418 17 13 17

E-mail : scott@computime.com.au



2014 Australian Superbike Championships



Round 2 Phillip Island GP Circuit July 19 & 20



PRODUCTION / FORMULA 400

Race 3

Started at: 13:46:42

Laps: 6

Starters: 20

Printed at: 15:43

Date: 20/07/14

Event: R09

Weather: Mostly cloudy - 11.8C

Track: Mainly dry - Temp: 21.4C

AMENDED SPLIT TIMES

Lap	Split 1	Split 2	Split 3	Split 4	Lap Time	Spd	Lap	Split 1	Split 2	Split 3	Split 4	Lap Time	Spd
5	37.667	49.787	32.315		1:59.769	182	4	37.847	48.776	33.358		1:59.981	174
6	36.241	48.383	32.574		1:57.198	181	5	37.447	48.913	32.816		1:59.176	176
							6	37.298	48.751	32.887		1:58.936	175
48 Tim BOUJOS (WA) (5th)							83 Lachlan EPIS (NSW) (3rd)						
1	45.589	49.771	33.373		2:08.733	139	1	43.335	49.226	32.726		2:05.287	149
2	37.409	49.450	33.313		2:00.172	171	2	37.213	49.497	33.407		2:00.117	186
3	37.644	49.763	33.397		2:00.804	169	3	37.303	49.337	32.419		1:59.059	186
4	37.627	50.037	33.481		2:01.145	168	4	37.370	49.153	33.569		2:00.092	188
5	37.850	50.042	33.987		2:01.879	167	5	37.297	49.107	32.909		1:59.313	189
6	38.720	51.310	35.571		2:05.601	165	6	36.967	49.036	32.880		1:58.883	181
59 Melanie CROCKFORD (WA) (DNF)							86 Luke DAVIES (VIC) (12th)						
1	49.115	57.085	36.924		2:23.124	137	1	48.366	54.807	35.826		2:18.999	136
2	38.826	59.535	50.688		2:29.049	183	2	40.205	52.969	35.203		2:08.377	166
61 Mark FERRARI (VIC) (7th)							93 Jessica DERRIN (WA) (8th)						
1	46.547	51.950	34.578		2:13.075	133	1	46.062	52.393	35.340		2:13.795	139
2	38.941	50.964	34.409		2:04.314	166	2	38.884	53.603	35.571		2:08.058	171
3	38.993	51.360	34.955		2:05.308	161	3	40.568	53.432	35.856		2:09.856	171
4	38.976	51.213	34.852		2:05.041	160	4	39.467	52.160	34.964		2:06.591	167
5	39.143	51.309	35.150		2:05.602	159	5	38.962	51.693	34.760		2:05.415	169
6	39.163	51.500	35.426		2:06.089	158	6	38.921	52.375	35.424		2:06.720	165
67 Adam NICOLSON (VIC) (10th)							99 Tyler FERRARI (VIC) (15th)						
1	44.973	52.328	34.719		2:12.020	165	1	53.121	1:02.409	41.235		2:36.765	136
2	40.207	53.120	35.634		2:08.961	199	2	46.100	1:00.573	40.625		2:27.298	157
3	40.900	53.472	35.332		2:09.704	188	3	45.650	1:00.437	39.927		2:26.014	156
4	39.119	52.910	34.788		2:06.817	199	4	45.586	59.874	39.644		2:25.104	157
5	40.062	53.928	35.177		2:09.167	198	5	45.200	59.233	39.737		2:24.170	156
6	37.761	51.842	34.260		2:03.863	201							
77 Mitch KAVNEY (NSW) (4th)													
1	44.199	50.162	33.318		2:07.679	144							
2	37.253	49.162	32.478		1:58.893	174							
3	36.638	49.090	32.515		1:58.243	176							

*** No. 38 (Greg Epis) disqualified due to machine examination irregularity ***

The results are provisional until the end of the time limit for protests and appeals.

Scott Laing
Chief Time Keeper - Scott Laing

Tom Williams
Clerk of Course - Tom Williams



Computime Race Timing Systems Pty Ltd © 1996
Licensed to Computime Race Timing Systems

www.computime.com.au

COMPUTIME RACE TIMING SYSTEMS PTY LTD

9 Timber Lane, Glen Waverley, Vic 3150. Ph : 0418 17 13 17

E-mail : scott@computime.com.au



2014 Australian Superbike Championships



Round 2

Phillip Island GP Circuit

July 19 & 20

PRODUCTION / FORMULA 400

Race 3



Date: 20/07/14
Event: R09
Weather: Mostly cloudy - 11.8C
Track: Mainly dry - Temp: 21.4C

Started at: 13:46:42
Laps: 6
Starters: 20
Printed at: 15:43

AMENDED FASTEST LAPS SEQUENCE

Lap	Race Pos	No	Name	Machine	Fastest Lap	On Lap
1	1	39	Brian BEZZINA (VIC)	Honda CBR 400	2:02.034	1
2	1	39	Brian BEZZINA (VIC)	Honda CBR 400	1:56.256	2
3	1	39	Brian BEZZINA (VIC)	Honda CBR 400	1:56.196	3
4	1	39	Brian BEZZINA (VIC)	Honda CBR 400	1:55.238	4
5	1	39	Brian BEZZINA (VIC)	Honda CBR 400	1:55.082	5

*** No. 38 (Greg Epis) disqualified due to machine examination irregularity ***

The results are provisional until the end of the time limit for protests and appeals.

Chief Time Keeper - Scott Laing

Clerk of Course - Tom Williams



Computime Race Timing Systems Pty Ltd © 1996
Licensed to Computime Race Timing Systems

www.computime.com.au

COMPUTIME RACE TIMING SYSTEMS PTY LTD

9 Timber Lane, Glen Waverley, Vic 3150. Ph : 0418 17 13 17

E-mail : scott@computime.com.au



2014 Australian Superbike Championships



Round 2 Phillip Island GP Circuit July 19 & 20



PRODUCTION / FORMULA 400

Race 3

Date: 20/07/14
Event: R09
Weather: Mostly cloudy - 11.8C
Track: Mainly dry - Temp: 21.4C

Started at: 13:46:42
Laps: 6
Starters: 20
Printed at: 15:43

AMENDED LAP SHEET

No	Lap Time	Gap	No	Lap Time	Gap	No	Lap Time	Gap	No	Lap Time	Gap
Lap 1			H	2:03.037	18.239	13	2:16.279	59.237	17	2:32.080	1 lap
39	2:02.034		61	2:04.314	19.099	99	2:26.014	1:35.59	H	2:04.932	43.872
83	2:05.287	3.253	67	2:08.961	22.691	Lap 4			61	2:05.602	48.534
40	2:05.972	3.938	93	2:08.058	23.563	39	1:55.238		93	2:05.415	58.909
77	2:07.679	5.645	36	2:07.733	26.894	17	2:33.608	1 lap	K	2:06.149	59.806
38	2:07.758	5.724	K	2:08.472	27.684	40	2:00.375	14.587	36	2:06.128	59.986
48	2:08.733	6.699	21	2:08.589	28.524	83	2:00.092	14.831	67	2:09.167	1:01.86
67	2:12.020	9.986	86	2:08.377	29.086	77	1:59.981	15.072	86	2:08.502	1:09.14
61	2:13.075	11.041	47	2:10.122	32.582	38	2:00.322	15.179	21	2:09.072	1:09.37
H	2:13.492	11.458	13	2:13.755	39.154	48	2:01.145	21.130	47	2:10.510	1:17.58
93	2:13.795	11.761	59	2:29.049	53.883	H	2:03.553	34.022	13	2:15.018	1:39.20
36	2:17.451	15.417	99	2:27.298	1:05.77	61	2:05.041	38.014	Lap 6		
K	2:17.502	15.468	17	2:35.152	1:20.04	67	2:06.817	47.778	39	1:55.975	
21	2:18.225	16.191	Lap 3			93	2:06.591	48.576	40	1:57.198	20.497
86	2:18.999	16.965	39	1:56.196		K	2:06.616	48.739	83	1:58.883	21.970
47	2:20.750	18.716	40	1:59.743	9.450	36	2:06.606	48.940	38	1:58.783	22.054
11	2:22.829	20.795	83	1:59.059	9.977	21	2:08.934	55.386	77	1:58.936	22.127
59	2:23.124	21.090	38	1:58.557	10.095	86	2:08.410	55.723	48	2:05.601	37.553
13	2:23.689	21.655	77	1:58.243	10.329	47	2:10.272	1:02.16	99	2:24.170	1 lap
99	2:36.765	34.731	48	2:00.804	15.223	13	2:15.274	1:19.27	H	2:06.286	54.183
17	2:43.180	41.146	H	2:03.664	25.707	Lap 5			61	2:06.089	58.648
Lap 2			61	2:05.308	28.211	39	1:55.082		93	2:06.720	1:09.65
39	1:56.256		67	2:09.704	36.199	99	2:25.104	1 lap	36	2:05.687	1:09.69
40	1:58.221	5.903	93	2:09.856	37.223	83	1:59.313	19.062	67	2:03.863	1:09.75
83	2:00.117	7.114	K	2:05.873	37.361	77	1:59.176	19.166	17	2:33.370	1 lap
38	1:58.266	7.734	36	2:06.874	37.572	48	2:01.879	27.927	21	2:07.334	1:20.73
77	1:58.893	8.282	21	2:09.362	41.690	38	1:59.149	19.246	86	2:08.113	1:21.28
48	2:00.172	10.615	86	2:09.661	42.551	40	1:59.769	19.274	47	2:11.686	1:33.29
			47	2:10.740	47.126				13	2:14.843	1:58.07

*** No. 38 (Greg Epis) disqualified due to machine examination irregularity ***


The results are provisional until the end of the time limit for protests and appeals.

Scott Laing
Chief Time Keeper - Scott Laing

Tom Williams
Clerk of Course - Tom Williams



Computime Race Timing Systems Pty Ltd © 1996
Licensed to Computime Race Timing Systems
www.computime.com.au
COMPUTIME RACE TIMING SYSTEMS PTY LTD
9 Timber Lane, Glen Waverley, Vic 3150. Ph : 0418 17 13 17
E-mail : scott@computime.com.au



2014 Australian Superbike Championships



Round 2

Phillip Island GP Circuit

July 19 & 20

PRODUCTION / FORMULA 400

Race 3



Date: 20/07/14
 Event: R09
 Weather: Mostly cloudy - 11.8C
 Track: Mainly dry - Temp: 21.4C

Started at: 13:46:42
 Laps: 6
 Starters: 20
 Printed at: 15:43

AMENDED LAP CHART

Grid	1	2	3	4	5	6
39	39	39	39	39	39	39
83	83	40	40	40	83	40
38	40	83	83	83	77	83
77	77	38	38	77	38	38
48	38	77	77	38	40	77
98	48	48	48	48	48	48
67	67	H	H	H	H	H
93	61	61	61	61	61	61
H	H	67	67	67	93	93
59	93	93	93	93	K	36
21	36	36	K	K	36	67
61	K	K	36	36	67	21
K	21	21	21	21	86	86
86	86	86	86	86	21	47
47	47	47	47	47	47	13
13	11	13	13	13	13	
36	59	59	99	99	99	
11	13	99	17	17	17	
99	99	17				
17	17					
40						

*** No. 38 (Greg Epis) disqualified due to machine examination irregularity ***

The results are provisional until the end of the time limit for protests and appeals.

Scott Laing
 Chief Time Keeper - Scott Laing

Tom Williams
 Clerk of Course - Tom Williams



Computime Race Timing Systems Pty Ltd © 1996
 Licensed to Computime Race Timing Systems
www.computime.com.au
COMPUTIME RACE TIMING SYSTEMS PTY LTD
 9 Timber Lane, Glen Waverley, Vic 3150. Ph : 0418 17 13 17
 E-mail : scott@computime.com.au



2014 Australian Superbike Championships



Round 2 Phillip Island GP Circuit July 19 & 20 PRODUCTION / FORMULA 400 AMENDED ROUND POINTS



PRODUCTION - WOMEN - AUSTRALIAN CHAMPIONSHIP

Pos	Name	Rnd 2 Race 1	Rnd 2 Race 2	Rnd 2 Race 3	Total
1	Jessica DERRIN (WA)	25	25	25	75
2	Ililish ROSS (VIC)	20	20	20	60
3	Melanie CROCKFORD (WA)	18	18	0	36
4	Helen PARKER (WA)	0	17	18	35

250cc PRODUCTION - AUSTRALIAN CHAMPIONSHIP

Pos	Name	Rnd 2 Race 1	Rnd 2 Race 2	Rnd 2 Race 3	Total
1	Tim BOUJOS (WA)	20	20	25	65
2	Jessica DERRIN (WA)	17	25	17	59
3	Harrick SIMONS (NZ)	18	18	20	56
4	Mark FERRARI (VIC)	15	17	18	50
5	Ililish ROSS (VIC)	16	16	15	47
6	Grant JORDAN (NSW)	12	14	16	42
7	Luke DAVIES (VIC)	13	15	14	42
8	Chris GALLAGHER (VIC)	11	12	12	35
9	Jack GALLAGHER (VIC)	10	11	13	34
10	Tyler FERRARI (VIC)	8	10	11	29
11	Josh McHENRY (VIC)	25	0	0	25
12	Luke SANDERS (VIC)	9	13	0	22
13	Helen PARKER (WA)	0	9	10	19
14	Kagan SIMONS (NZ)	14	0	0	14

300cc PRODUCTION - AUSTRALIAN CHAMPIONSHIP

Pos	Name	Rnd 2 Race 1	Rnd 2 Race 2	Rnd 2 Race 3	Total
1	Mitch KAVNEY (NSW)	25	20	25	70
2	Greg EPIS (NSW)	20	25	0	45
3	Melanie CROCKFORD (WA)	18	18	0	36

FORMULA 400 - NATIONAL SERIES

Pos	Name	Rnd 2 Race 1	Rnd 2 Race 2	Rnd 2 Race 3	Total
1	Brian BEZZINA (VIC)	25	25	25	75
2	Adam NICOLSON (VIC)	20	20	18	58
3	Craig WHITE (NSW)	0	18	20	38

Chief Time Keeper - Scott Laing

Clerk of Course - Tom Williams



Computime Race Timing Systems Pty Ltd © 1996
Licensed to Computime Race Timing Systems

www.computime.com.au

COMPUTIME RACE TIMING SYSTEMS PTY LTD

9 Timber Lane, Glen Waverley, Vic 3150. Ph : 0418 17 13 17

E-mail : scott@computime.com.au



2014 Australian Superbike Championships



Round 2 Phillip Island GP Circuit July 19 & 20 PRODUCTION / FORMULA 400 AMENDED SERIES POINTS



PRODUCTION - WOMEN - AUSTRALIAN CHAMPIONSHIP

Pos	Name	Rnd 1 Qld R/way	Rnd 2 Race 1	Rnd 2 Race 2	Rnd 2 Race 3	Total
1	Jessica DERRIN (WA)	65	25	25	25	140
2	Ililish ROSS (VIC)	54	20	20	20	114
3	Melanie CROCKFORD (WA)	70	18	18	0	106
4	Helen PARKER (WA)	0	0	17	18	35

250cc PRODUCTION - AUSTRALIAN CHAMPIONSHIP

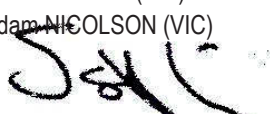
Pos	Name	Rnd 1 Qld R/way	Rnd 2 Race 1	Rnd 2 Race 2	Rnd 2 Race 3	Total
1	Jessica DERRIN (WA)	63	17	25	17	122
2	Grant JORDAN (NSW)	58	12	14	16	100
3	Ililish ROSS (VIC)	48	16	16	15	95
4	Jack GALLAGHER (VIC)	51	10	11	13	85
5	Josh McHENRY (VIC)	50	25	0	0	75
6	Tim BOUJOS (WA)	0	20	20	25	65
7	Chris GALLAGHER (VIC)	29	11	12	12	64
8	Harrick SIMONS (NZ)	0	18	18	20	56
9	Mark FERRARI (VIC)	0	15	17	18	50
10	Mark McHENRY (VIC)	48	0	0	0	48
11	Luke DAVIES (VIC)	0	13	15	14	42
12	Tyler FERRARI (VIC)	0	8	10	11	29
13	Luke SANDERS (VIC)	0	9	13	0	22
14	Helen PARKER (WA)	0	0	9	10	19
15	Kagan SIMONS (NZ)	0	14	0	0	14


300cc PRODUCTION - AUSTRALIAN CHAMPIONSHIP

Pos	Name	Rnd 1 Qld R/way	Rnd 2 Race 1	Rnd 2 Race 2	Rnd 2 Race 3	Total
1	Mitch KAVNEY (NSW)	60	25	20	25	130
2	Melanie CROCKFORD (WA)	54	18	18	0	90
3	Andrew LAWSON (QLD)	75	0	0	0	75
4	Greg EPIS (NSW)	0	20	25	0	45

FORMULA 400 - NATIONAL SERIES

Pos	Name	Rnd 1 Qld R/way	Rnd 2 Race 1	Rnd 2 Race 2	Rnd 2 Race 3	Total
1	Craig WHITE (NSW)	75	0	18	20	113
2	Brian BEZZINA (VIC)	0	25	25	25	75
3	Adam NICOLSON (VIC)	0	20	20	18	58


.....
Chief Time Keeper - Scott Laing


.....
Clerk of Course - Tom Williams



Computime Race Timing Systems Pty Ltd © 1996
Licensed to Computime Race Timing Systems
www.computime.com.au
COMPUTIME RACE TIMING SYSTEMS PTY LTD
9 Timber Lane, Glen Waverley, Vic 3150. Ph : 0418 17 13 17
E-mail : scott@computime.com.au

